

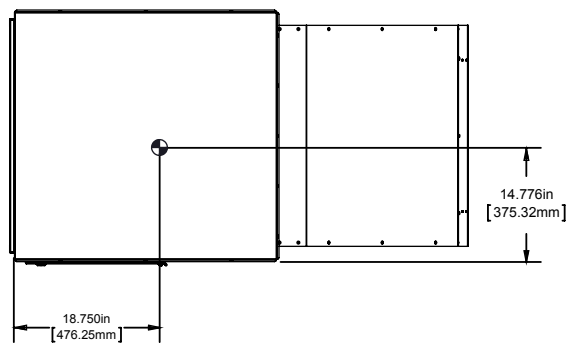
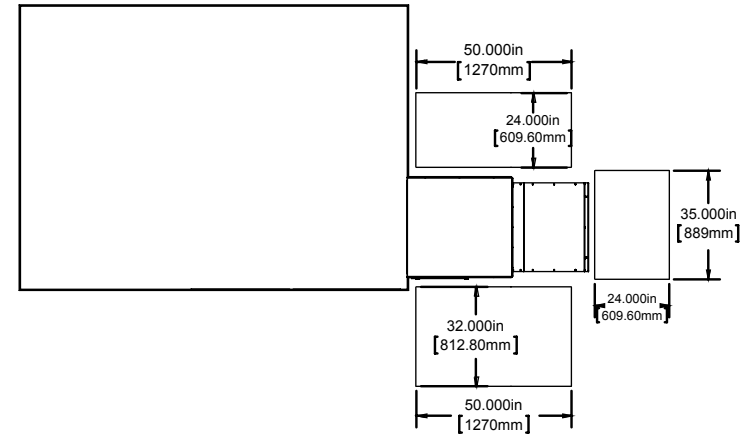
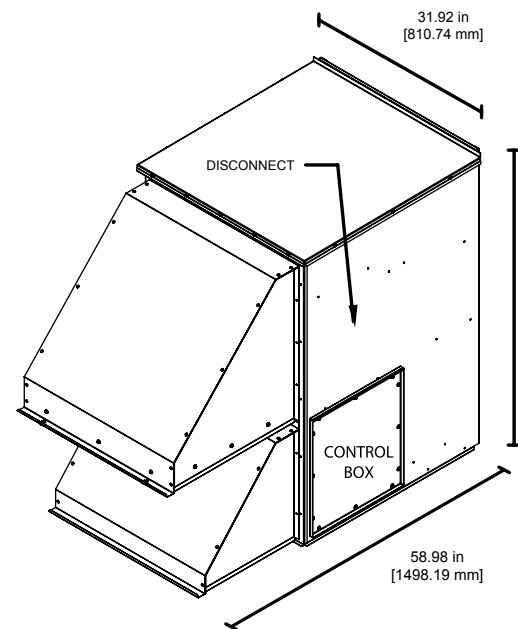


Weight	489 lbs [222 kg]		
ERV for York Units Listed Below			
SUN 1725 ZF/DH 210-300; DJ/ZJ/ZR/DR 180-300; XP 180-240; DM 240-300			
Power Requirements			
UNIT	FLA	MCA	MOP
SUN1725 IAQ 208 V, 3ph	5.88	7.35	12.13
SUN1725 IAQ 230 V, 3ph	5.32	6.65	10.97
SUN1725 IAQ 460 V, 3 ph	2.66	3.33	5.48
Ver. #	1.0.0	Date:	11.18.13

EM * - * - * * * * * - *

size	unit/ton	voltage	control
A - IAQ LOW B - IAQ STD C - IAQ HIGH	SUN 1725	E - 208 VAC, 1 Φ F - 208 VAC, 3 Φ G - 230 VAC, 1 Φ H - 230 VAC, 3 Φ K - 460 VAC, 3 Φ	0 - ELECTRO MECH A - IAQ

wheel	disconnect	maintenance indicator	options
A - TOTL ENTHLPY B - SENSIBLE ONLY C - PURGE	0 - NO DISCONNECT A - 240 V NON FUSED B - 240 V FUSED C - 600 V NON FUSED D - 600 V FUSED	0 - NO INDICATORS A - DIRT FILT INDIC	0 - NO OPTIONS C - BUILDING PRESS D - FROST PROTECT E - HUMIDITY SENS F - BACNET



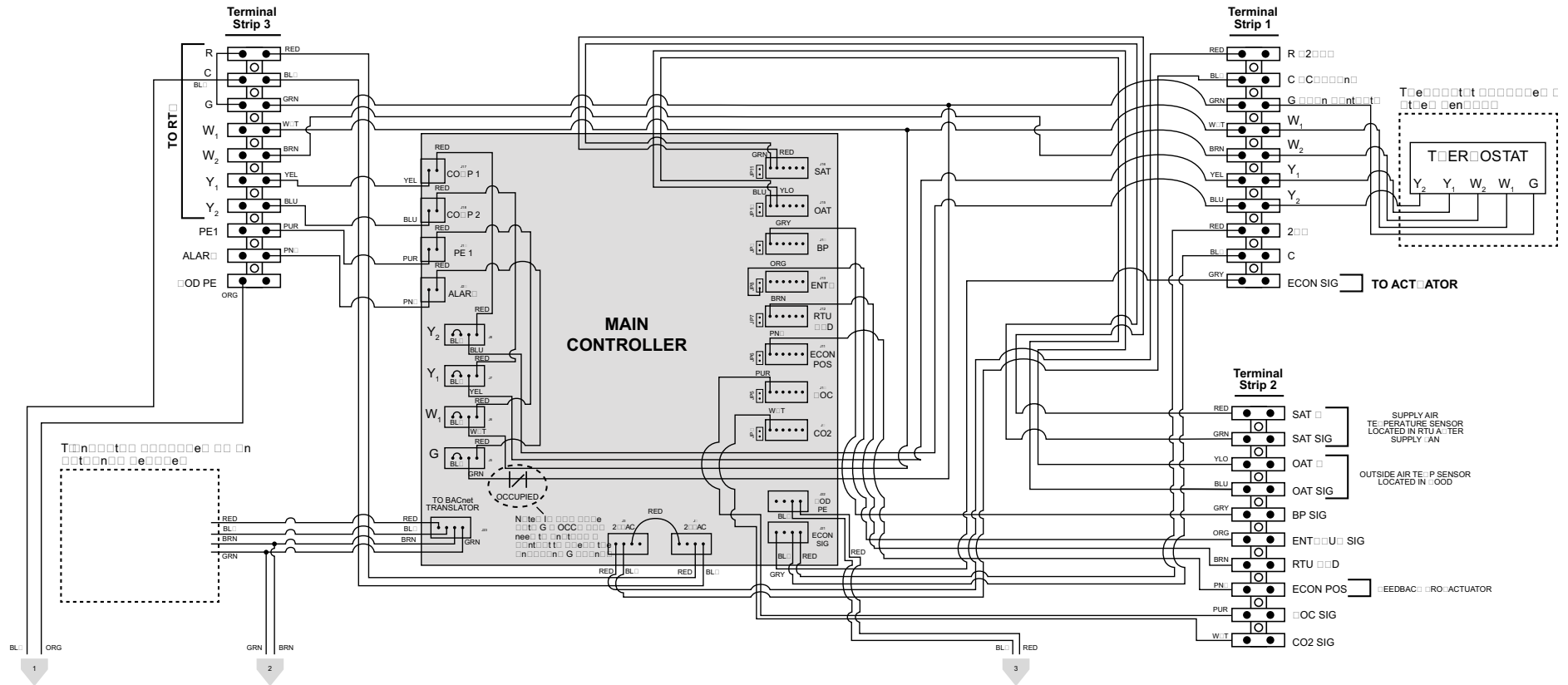
*Units designed for vertical return

Wiring Diagram - Fixed Speed (pg 1 of 2)

ER IRIN IA RAM i e pee EC LO ER

2 5 2 1 1 1

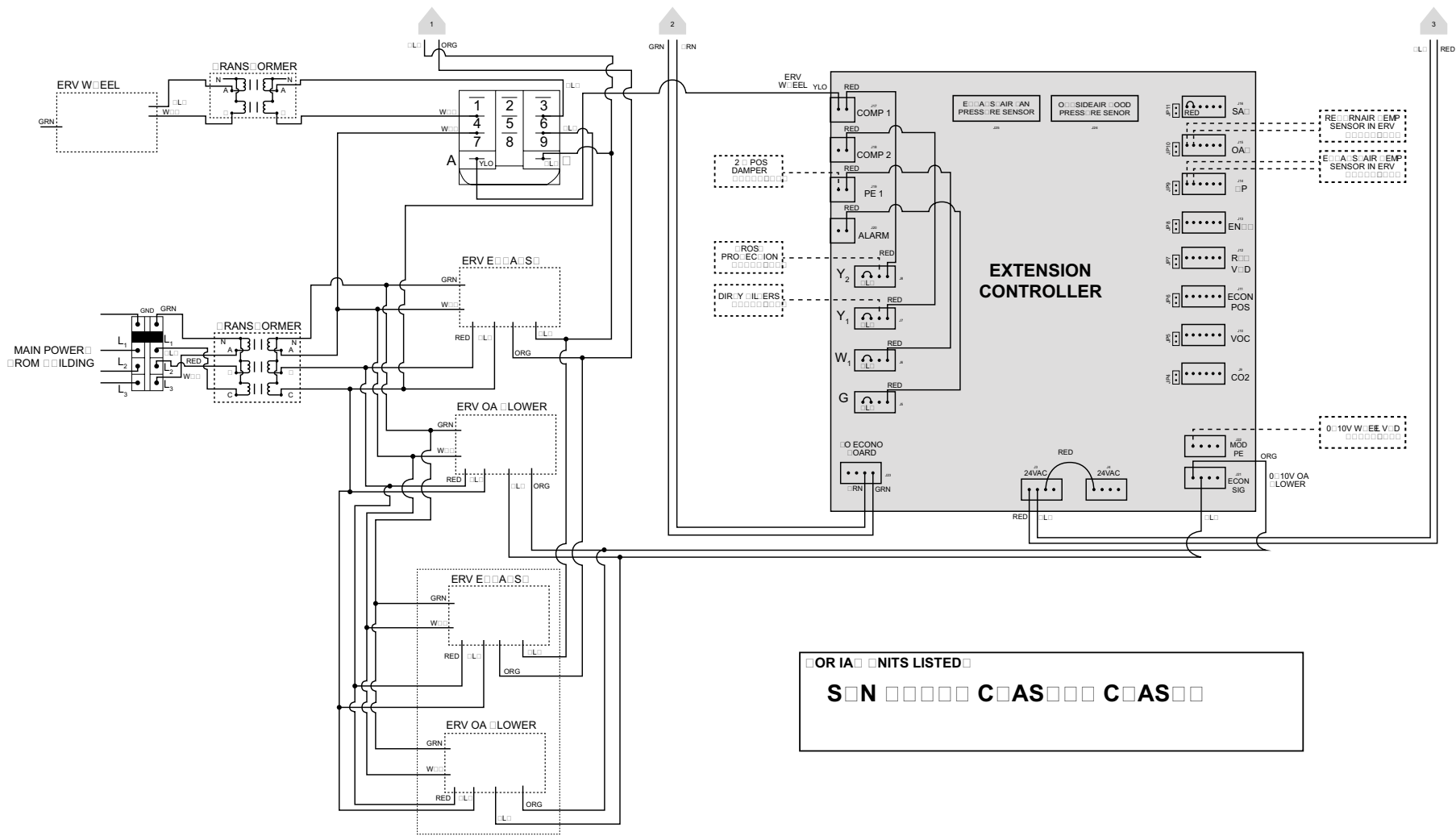
OR IA NITS LISTE
SUN 12 CAS CAS



Wiring Diagram - Fixed Speed (pg 2 of 2)

ERV WIRING DIAGRAM (fixed speed EC BLOWER)

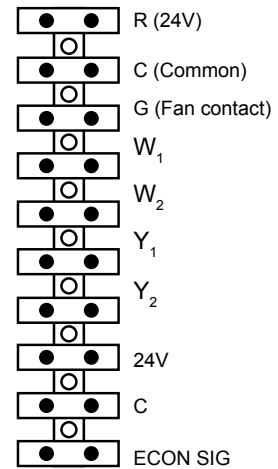
20052014 100



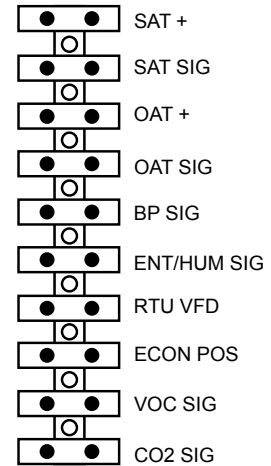
Technical Detail - Terminal Strip & I/O (page 1 of 2)

PIN	NAME	IN / OUT	TYPE
T1-1	R 24V	INPUT	LINE VOLTAGE
T1-2	C (COMMON)	INPUT	LINE VOLTAGE
T1-3	G (FAN CONTACT)	INPUT	DIGITAL
T1-4	W1	INPUT	DIGITAL
T1-5	W2	INPUT	JUMPER
T1-6	Y1	INPUT	DIGITAL
T1-7	Y2	INPUT	DIGITAL
T1-8	24V	INPUT	LINE VOLTAGE
T1-9	C	INPUT	LINE VOLTAGE
T1-10	ECON SIG	INPUT	ANALOG 0-10V
T2-1	SAT +	INPUT	ANALOG 0-10V
T2-2	SAT SIG	INPUT	ANALOG 0-10V
T2-3	OAT +	INPUT	ANALOG 0-10V
T2-4	OAT SIG	INPUT	ANALOG 0-10V
T2-5	BP SIG	INPUT	ANALOG 0-10V
T2-6	ENT/HUM SIG	INPUT	ANALOG 0-10V
T2-7	RTU VFD	INPUT	ANALOG 0-10V
T2-8	ECON POS	INPUT	ANALOG 0-10V
T2-9	VOC SIG	INPUT	ANALOG 0-10V
T2-10	CO2 SIG	INPUT	ANALOG 0-10V

Terminal Strip 1



Terminal Strip 2



* Any 0-10V signal can be modified to be a 4-20 mA signal. See instructions for how to make this modification.

Technical Detail - Terminal Strip & I/O (page 2 of 2)

PIN	NAME	IN / OUT	TYPE
T3-1	R	OUTPUT	LINE VOLTAGE
T3-2	C	OUTPUT	LINE VOLTAGE
T3-3	G	OUTPUT	DIGITAL
T3-4	W1	OUTPUT	DIGITAL
T3-5	W2	OUTPUT	JUMPER
T3-6	Y1	OUTPUT	DRY CONTACT
T3-7	Y2	OUTPUT	DRY CONTACT
T3-8	PE1	OUTPUT	DRY CONTACT
T3-9	ALARM	OUTPUT	DRY CONTACT
T3-10	MOD PE	OUTPUT	ANALOG 0-10V

* Any 0-10V signal can be modified to be a 4-20 mA signal. See instructions for how to make this modification.

